

# Saint Mary Academy Financial Report 2015-2016 School

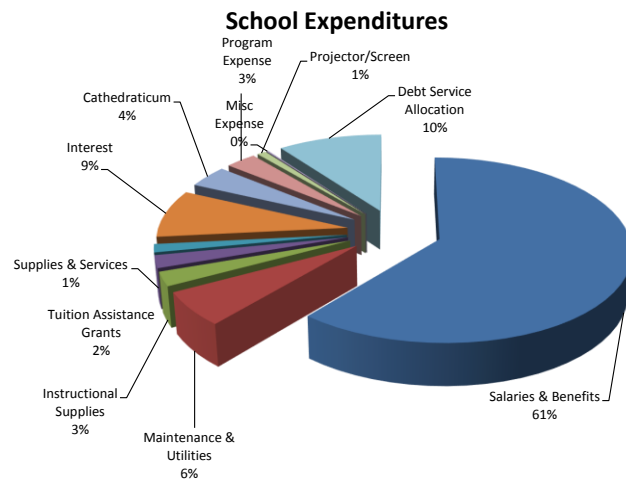
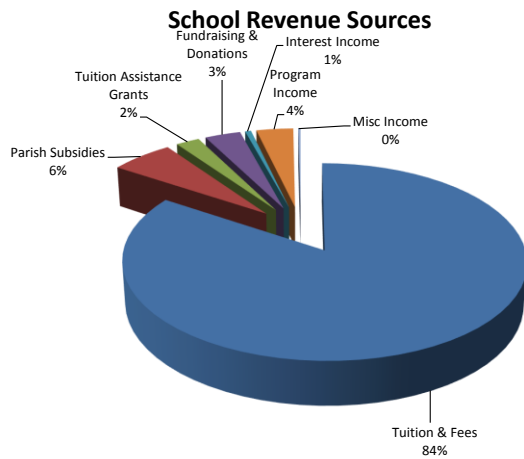
### Revenue Sources

|                           |                 |
|---------------------------|-----------------|
| Tuition & Fees            | \$ 2,937,115.65 |
| Parish Subsidies          | \$ 205,918.96   |
| Tuition Assistance Grants | \$ 77,142.00    |
| Fundraising & Donations   | \$ 116,954.92   |
| Interest Income           | \$ 19,184.96    |
| Program Income            | \$ 120,345.21   |
| Misc Income               | \$ 7,612.23     |

**\$ 3,484,273.93**

### Expenditures

|                           |                        |
|---------------------------|------------------------|
| Salaries & Benefits       | \$ 2,121,794.63        |
| Maintenance & Utilities   | \$ 209,183.21          |
| Instructional Supplies    | \$ 87,245.82           |
| Tuition Assistance Grants | \$ 77,142.00           |
| Supplies & Services       | \$ 50,860.17           |
| Interest                  | \$ 295,526.42          |
| Cathedraticum             | \$ 137,222.13          |
| Program Expense           | \$ 103,686.72          |
| Projector/Screen          | \$ 30,317.50           |
| Misc Expense              | \$ 6,365.17            |
| Debt Service Allocation   | \$ 350,000.00          |
|                           | <b>\$ 3,469,343.77</b> |



### Cost of Building

|                         |                   |
|-------------------------|-------------------|
| Building/Land/Equipment | \$ 10,030,827.79  |
| Leasehold Improvements  | \$ 3,278.00       |
| Debt repayment 09-10    | \$ (29,880.95)    |
| Debt repayment 10-11    | \$ (426,904.01)   |
| Debt repayment 11-12*   | \$ (1,443,052.69) |
| Debt repayment 12-13    | \$ (949,730.71)   |
| Debt repayment 13-14    | \$ (313,477.66)   |
| Debt repayment 14-15    | \$ (215,459.20)   |

\*Sale of Mother of Good Counsel

**School Loan Balance**      **\$ 6,655,600.57**

| School Year | Enrollment Numbers |       |       |
|-------------|--------------------|-------|-------|
|             | School             | Pre K | Total |
| 2007-2008   | 350                | 79    | 429   |
| 2008-2009   | 344                | 70    | 414   |
| 2009-2010   | 432                | 67    | 499   |
| 2010-2011   | 466                | 72    | 538   |
| 2011-2012   | 488                | 73    | 561   |
| 2012-2013   | 497                | 77    | 574   |
| 2013-2014   | 498                | 76    | 574   |
| 2014-2015   | 511                | 76    | 587   |
| 2015-2016   | 474                | 76    | 550   |

# PTO and Athletics Financial Report 2016

## PTO

### Revenue Sources

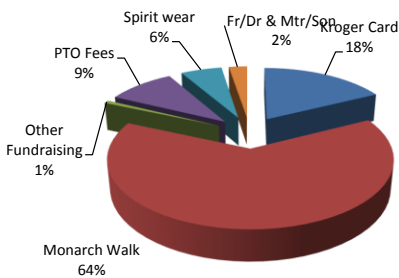
|                   |           |                  |
|-------------------|-----------|------------------|
| Kroger Card       | \$        | 8,503.43         |
| Monarch Walk      | \$        | 30,909.07        |
| Other Fundraising | \$        | 366.00           |
| PTO Fees          | \$        | 4,555.00         |
| Spiritwear        | \$        | 2,782.72         |
| Fr/Dr & Mtr/Son   | \$        | 1,236.64         |
| <hr/>             |           |                  |
|                   | <b>\$</b> | <b>48,352.86</b> |

### Expenditures

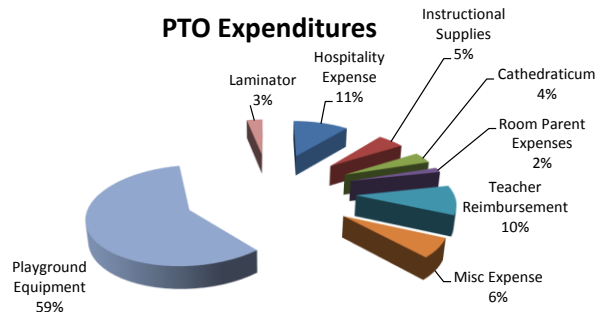
|                        |           |                  |
|------------------------|-----------|------------------|
| Hospitality Expense    | \$        | 5,773.21         |
| Instructional Supplies | \$        | 2,799.40         |
| Cathedraticum          | \$        | 2,030.16         |
| Room Parent Expenses   | \$        | 867.63           |
| Teacher Reimbursement  | \$        | 5,321.27         |
| Misc Expense           | \$        | 3,470.08         |
| Playground Equipment   | \$        | 31,074.05 *      |
| Laminator              | \$        | 1,647.00         |
| <hr/>                  |           |                  |
|                        | <b>\$</b> | <b>52,982.80</b> |

\* Equipment ordered and will be delivered and installed in the fall

### PTO Revenue



### PTO Expenditures



## Athletics

### Revenue Sources

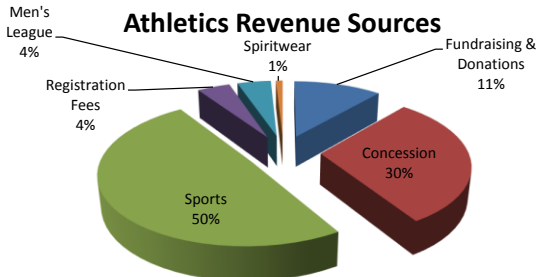
|                         |           |                   |
|-------------------------|-----------|-------------------|
| Fundraising & Donations | \$        | 17,383.72         |
| Concession              | \$        | 45,986.84         |
| Sports                  | \$        | 75,916.81         |
| Registration Fees       | \$        | 6,480.00          |
| Men's League            | \$        | 6,636.37          |
| Spiritwear              | \$        | 1,330.15          |
| <hr/>                   |           |                   |
|                         | <b>\$</b> | <b>153,733.89</b> |

### Expenditures

|                          |           |                   |
|--------------------------|-----------|-------------------|
| Fundraiser Exp/Misc      | \$        | 3,110.11          |
| Concession               | \$        | 29,815.79         |
| Sports                   | \$        | 65,534.81         |
| Men's League             | \$        | 2,355.90          |
| Cathedraticum            | \$        | 6,841.56          |
| Plants & Grounds Expense | \$        | 4,537.82          |
| Gym Floor                | \$        | 32,022.00 *       |
| Bleachers                | \$        | 2,750.00          |
| <hr/>                    |           |                   |
|                          | <b>\$</b> | <b>146,967.99</b> |

\*Additional floor payments to be paid in 2016-2017.

### Athletics Revenue Sources



### Athletics Expenditures

